

H₂ beyond CO₂

Filling the gaps in the
environmental case
for **hydrogen**

Regnan thematic research insights
Issued April 15 2021



Contents

04 Purpose of this research

05 Key findings

07 Scope of this report

08 Our map of the H₂ economy

09 Focus technologies

09 Alkaline electrolysis

09 Polymer electrolyte membrane (PEM) electrolysis

09 Steam methane reforming + Carbon capture and storage (SMR+CCS)

10 Comparing impacts across production technologies

10 Contributing to carbon emissions abatement

12 Water

13 Value chain environmental footprint

14 Input constraints to growth (resource depletion)

15 Next steps

Vol 2 References and workings

About Regnan

Regnan is a standalone responsible investment business division of Pental Group Limited (Pental). Pental is an Australian-listed investment manager and owner of the J O Hambro Capital Management Group. Regnan's focus is on delivering innovative solutions for sustainable and impact investment, leaning on over 20 years of experience at the frontier of responsible investment. "Regnan" is a registered trademark of Pental.

The Regnan business consists of two distinct business lines. The investment management business is based in the United Kingdom and sits within J O Hambro Capital Management Limited, which is authorised and regulated by the Financial Conduct Authority and is registered as an investment adviser with the SEC. "Regnan" is registered as a trading name of J O Hambro Capital Management Limited. The investment team manages the Regnan Global Equity Impact Solutions (RGEIS) strategy, which aims to generate market-beating long-term returns by investing in solutions to the world's environmental and societal problems. The RGEIS strategy is distributed in Australia by Pental Fund Services Limited.

Alongside the investment team is the Regnan Insight and Advisory Centre of Pental Institutional Limited in Australia, which has a long history of providing services on environmental, social and governance issues. While the investment management team will often draw on services from and collaborate with the Regnan Insight and Advisory Centre, they remain independent of the Regnan Insight and Advisory Centre and are solely responsible for the investment management of the RGEIS strategy.



Alison George
Head of Research



Osh Siyaguna
Senior ESG Analyst



Abby Frank
ESG Analyst



Maxime Le Floch
Investment Analyst, RGEIS

For other Regnan research reports see [regnan-johcm.com](https://www.regnan-johcm.com)



Purpose of this research

Our report evaluates the broader environmental case for hydrogen production technologies, providing a more holistic approach to integrating environmental considerations in the investment case for the hydrogen economy. It is designed to help investors better assess the relative sustainability of hydrogen technologies and projects.

Current excitement about the possibility of hydrogen (H₂) becoming a major energy source in the future is predominantly based on its potential contribution to global decarbonisation goals.

Most ESG analysis of H₂ focuses solely on the potential greenhouse gas emissions savings that could be achieved. But what about the other environmental impacts of H₂?

Will pursuit of a H₂ economy lead to fresh environmental problems?

Should other decarbonisation approaches be preferred as more sustainable overall?

Given expected cost convergence of H₂ production technologies, could environmental factors be key to determining the winners and losers?

Such questions are central for Regnan, and necessitated this research to fill the gaps in the environmental case for hydrogen.

Our findings have implications no matter the investment approach, whether as risks, constraints, or sources of competitive advantage.

In this report, Regnan:

- **Presents investment relevant insights from our comparison of three key production technologies**, considering performance today as well as how the positioning of each will evolve over time.
- **Provides current and future estimates across all key environmental factors**, via a meta analysis of scientific studies for our focus technologies:
 - Water electrolyzers - **alkaline** and polymer electrolyte membrane electrolysis (**PEM**); and
 - Steam methane reforming with carbon capture and storage (**SMR+CCS**).
- **Identifies management practices that responsible investors should look for** to minimise risks and maximise positive impact.

New to H₂?

Some resources to get you started:

<https://www.iea.org/fuels-and-technologies/hydrogen#our-work-on-hydrogen>



Key findings

Potential environmental risks associated with the hydrogen economy are highly nuanced. The most sustainable options will be dependent on site specific features and applications.

These environmental risks require careful management if the hydrogen economy is to truly deliver on its environment promises. Consideration of these factors will help investors better assess the relative sustainability of hydrogen technologies and projects.

These considerations are especially important given our finding that all the studied technologies can provide strong carbon benefits with potential to achieve close to zero direct emissions H₂ production.

For water electrolyzers this is achieved by utilising renewable energy (green hydrogen), and for SMR, by coupling with carbon capture and storage (CCS) (blue hydrogen). However, CCS entails greater uncertainty given the few storage facilities developed to date.

Green H₂

Green H₂ from water electrolysis will be preferred where the benefits of combining H₂ production and renewable energy can be achieved.

Coupling electrolyzers with intermittent renewables like wind and solar can help manage output peaks and avoid the need for forced shutdown of renewables where supply outstrips demand (curtailment). This supports growth in renewables while also improving the economics of H₂ production. PEM wins out for such applications as its rapid response times help it to work in sync with intermittent electricity sources. We also expect PEM to emerge as the environmentally preferable electrolyser technology over time.

For electrolyzers, the energy source drives the climate outcomes as well as the majority of other environmental impacts and we see potential for PEM systems to become more energy efficient than alkaline¹.

Blue H₂

We see blue H₂ emerging as the preferred H₂ production technology in regions with local natural gas resources, existing pipeline and transport infrastructure, and adequate water resources to support H₂ production growth.

Despite being derived from a fossil fuel, current best practice blue H₂ can achieve a carbon footprint comparable to green H₂. We expect blue H₂ to maintain this positioning into the future. Further initiatives to reduce fugitive emissions in natural gas production and increases in carbon capture rates in H₂ production (99% is technically feasible now) would enable SMR+CCS to maintain its comparable position with electrolyser technology even when using 100% renewables and with projected improvements in electrolyser technology².

To promote acceptance of blue hydrogen as a sustainable solution, uncertainties about effective long term storage of captured carbon and the extent of climate impact from natural gas production must be addressed. Efforts are also required to continue to bring down the value chain emissions footprint of production and to manage pollution impacts associated with inputs used in blue H₂ production.

Water access provides competitive advantage

Water is a key input to all focus technologies with SMR+CCS being the most water intensive overall (around double the requirements of electrolyzers). High water requirements will continue long into the future. So, more climate change resilient locations will be advantaged, given that climate change is projected to exacerbate water scarcity even if decarbonisation is rapidly pursued globally.

Desalination cannot level the playing field on water when environmental impacts are considered as it adds substantially to energy consumption and other environmental impacts, undermining H₂ sustainability.

While some of blue H₂'s additional water requirements can be from lower quality sources, all H₂ production technologies studied need large amounts of high purity water. Regions with high quality water will have a marginal cost advantage.

¹ by ~2030 PEM 48 v alkaline 50 kWh/kg.

² PEM-R100% at 2030: 3.3 kg CO₂-e/kg H₂ versus best current practice of SMR with CCS ~2.3 kg CO₂-e/kg H₂

Key inputs could be a constraint to H₂ growth and present impacts to be managed

For PEM, platinum and iridium availability could become a concern as demand grows. Geopolitical risks will be key given significant concentration (over 90%) of global reserves in South Africa - production requires power and water, both of which are constrained in the region.

For SMR and alkaline, we flag nickel as the input to watch. We see potential for availability to become a problem in the event of increased demand for vehicle batteries, on top of sustained demand for use in steelmaking. Potential for nickel substitutes and efficient recycling of nickel will be essential if demand forecasts come to fruition.

Raw material inputs are also a key source of pollution in all of the examined technologies. While these impacts are manageable in our view, it is unclear that they are being given the attention required currently.

Sulfur dioxide (SO₂) emissions in particular warrant greater attention to minimise impacts of expanded H₂ production via alkaline electrolysers and SMR. Materials efficiency and responsible sourcing initiatives are key responses.

Conclusion

Overall, our analysis confirms that, while there are issues to be managed, H₂ production can be environmentally sustainable. We have identified the key environmental factors that influence winners and losers (such as water access) and the issues that responsible investors should attend to (such as SO₂ and methane emissions in supply chains) to ensure net positive impact from their hydrogen investments.



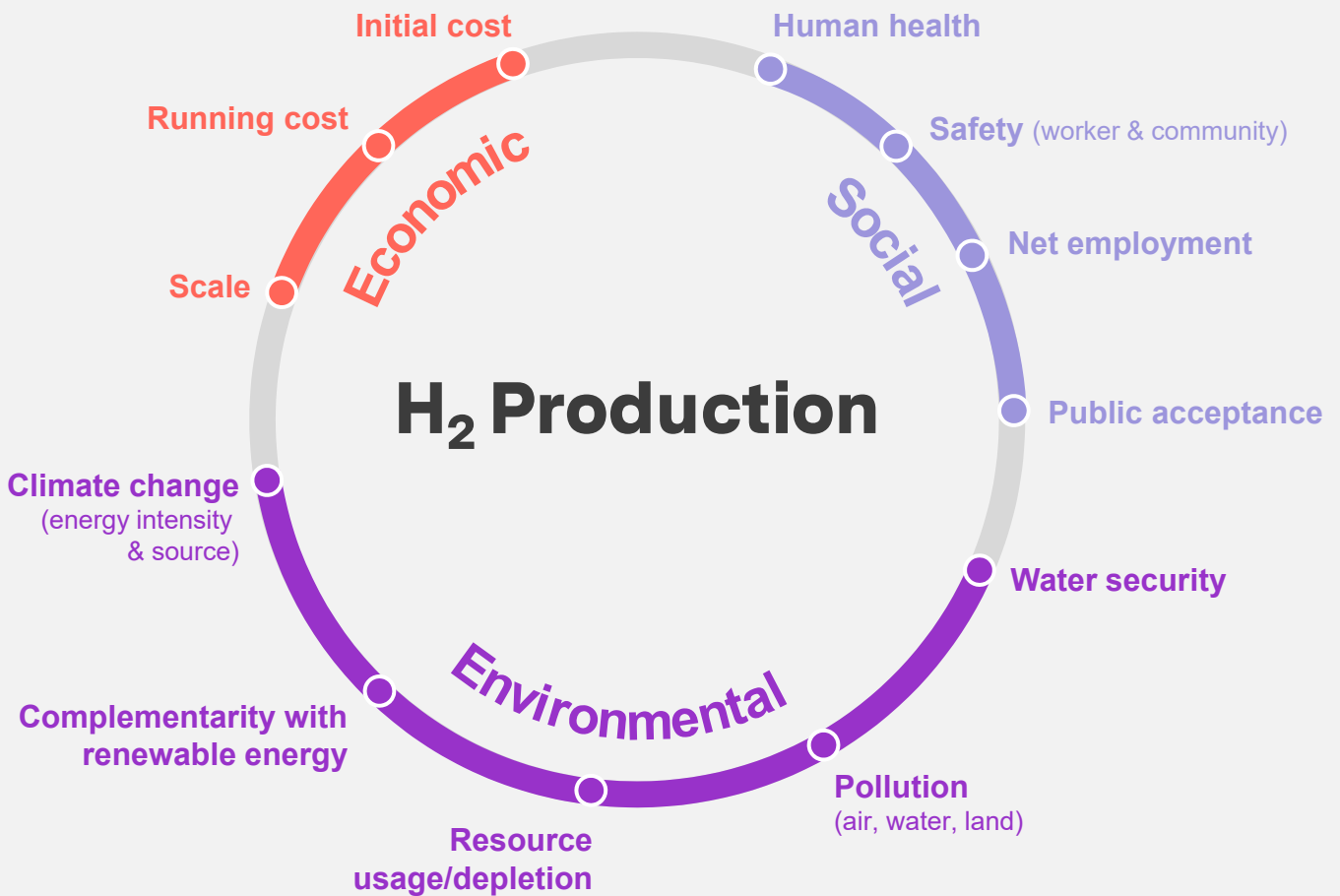
Scope of this report

The purpose of this report is to fill gaps in the case for H₂ and enable us to comprehensively assess the impact of H₂ solutions.

We focus on H₂ *production* as it accounts for the majority of impacts for any H₂ *application* (solution), and will be needed to extend this work into comprehensive views of the impacts for H₂ applications of interest.

Informed by both desktop and primary research, Regnan generated the following schema of key economic, environmental and social issues associated with H₂ production. While social and economic factors are considered in public and policy discussions on H₂ production, environmental impacts beyond energy and carbon are generally absent from existing analysis. Hence, our focus on these in this research.

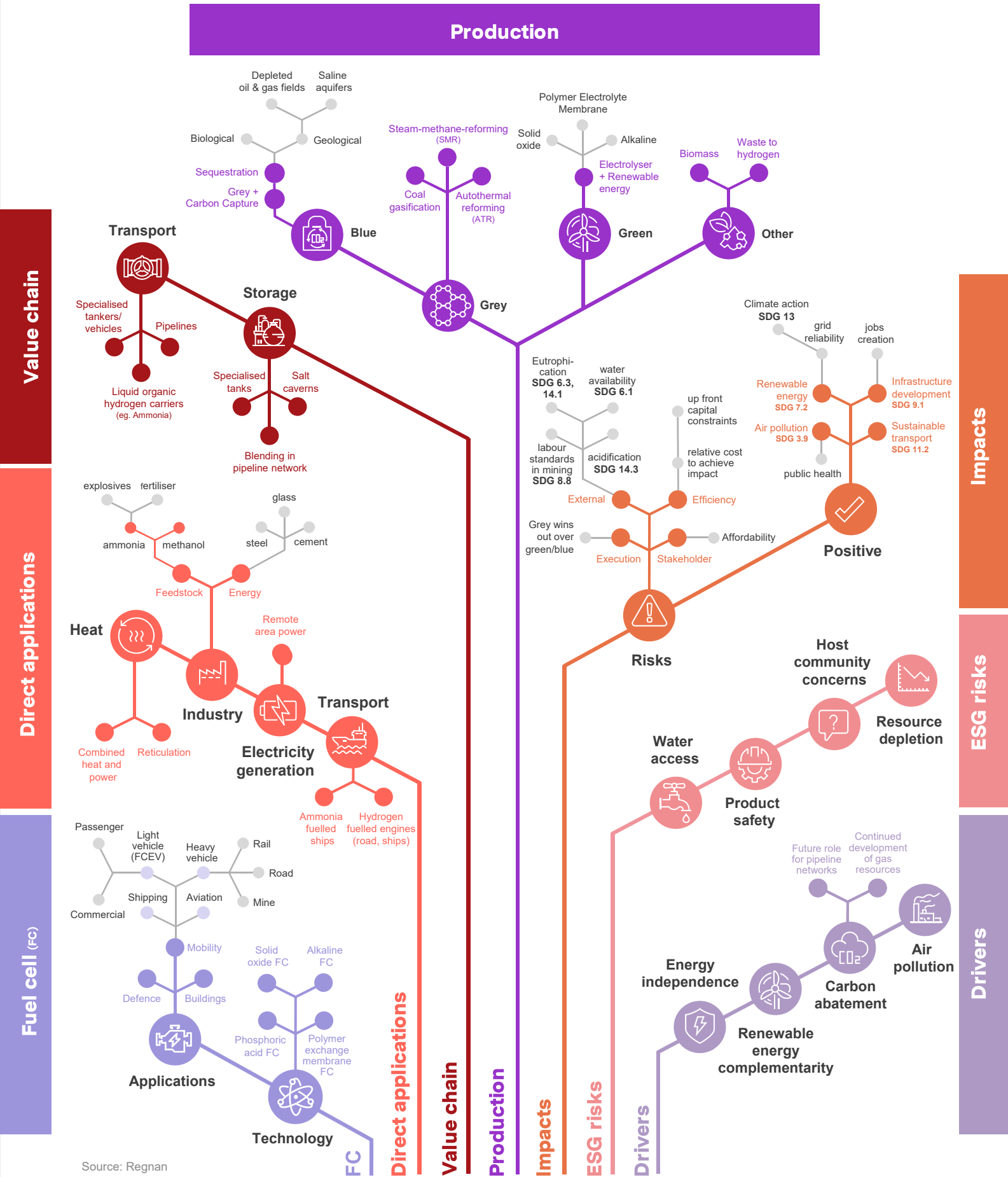
Sustainability of H₂ production technology



Source: Regnan

Our map of the H₂ economy

The mind map below presents how we think about the different elements of the H₂ economy, including linkages to Sustainable Development Goal achievement, both positive and negative. This is an evolving picture that we use and update with developments.



Source: Regnan

Hydrogen Economy

Focus technologies

In this report we focus on the H₂ production methods currently receiving the most attention globally as viable technologies anticipated to ‘scale up’, which also have potential to be environmentally sustainable based on our analysis.

We have studied two key pathways for hydrogen production:

- **Water electrolysis** – using electricity, water is split into hydrogen and oxygen. We look at alkaline and PEM electrolyzers coupled with renewable energy.
- **Methane reforming** where natural gas (CH₄) with water is converted into carbon dioxide and hydrogen. We look at steam-methane reforming with carbon capture and storage (CCS).

An overview of each of these technologies is provided below, with more detail in volume 2 on these and some emerging alternative technologies.

Alkaline electrolysis

Alkaline electrolyzers are the most mature technology in H₂ production. Compared to PEM, alkaline incurs lower operational expenditure as well as lower capital expenditure given its use of steel and nickel, as opposed to PEM’s use of platinum group elements.

Improvements, including efficiency gains, are expected to be modest in the future and the system is also disadvantaged given slow start-up times.

Polymer electrolyte membrane (PEM) electrolysis

A low temperature system (operating temp ~80°C), PEM technology is more flexible (start up/down and ramp up/down time) and smaller in size compared to alkaline.

Currently more expensive than alkaline, primarily as a result of the use of platinum and iridium, the technology is also more sensitive to impurities in water.

Despite having been around since the 1950s, PEM shows good promise for efficiency improvements, specifically increasing electrolyser lifetime and decreasing the membrane thickness, which are expected to reduce costs and make the technology cost competitive.

Steam methane reforming + carbon capture and storage (SMR+CCS)

The majority of the H₂ produced today is via SMR with methane as a feedstock, but only a tiny fraction (0.6% of global H₂ production) uses SMR *with* CCS. CCS is critical to limiting greenhouse emissions.

The pre combustion phase of SMR is responsible for 60% of emissions from the process, with the remaining 40% attributable to combustion processes in the plant (post combustion phase).

Pre combustion capture is considered the most economical option and available technologies enable the majority of pre combustion CO₂ emissions to be captured.

Post combustion capture is more difficult given lower concentrations of CO₂ in the flue gas, and requires additional technology and costs.

Both pre combustion and post combustion carbon capture are required for maximum abatement, particularly given greenhouse emissions are not only associated with the SMR process but also during natural gas extraction, in particular, due to fugitive methane emissions – adding substantially to life cycle emissions of blue H₂.

Captured CO₂ is dried and compressed (to dense liquid form), transported, and then injected back into the ground to be either used for enhanced oil recovery or stored permanently (often both) in geological formations, including spent oil and gas fields and saline formations.

Comparing impacts across production technologies

This section presents the results of our meta analysis of environmental impact studies for our focus technologies. Full details of the studies reviewed and how we reached our summary conclusions are presented in Volume 2: References and workings.

Contributing to carbon emissions abatement

Climate change benefits can be achieved with all the focus technologies, for electrolyzers – by utilising renewable energy, and for SMR - by coupling with CCS. However, CCS entails greater uncertainty.

- H₂ production has the potential to be close to zero direct (and very low life cycle) emissions. This offers potential for strong carbon benefits in a range of applications, although the extent of climate benefit will vary with application and needs to be judged against the alternatives.

For electrolyzers, the energy source drives these climate outcomes as well as the majority of other environmental impacts.

- Life cycle energy efficiency was chosen as a key metric of environmental impact to remove the influence of electricity grid mix assumptions, given these vary from market to market and are expected to evolve. We have focused on green H₂ (electricity sourced via 100% renewables) to demonstrate the maximum environmental benefits achievable.
- Coupling the water electrolysis system with wind energy attains the most climate efficient result, outperforming solar photovoltaic (PV) energy. PV is more carbon intensive over whole of life (from production to disposal at ~50g CO₂-e/kWh for PV) than wind energy (34g CO₂-e/kWh).
- We see potential for PEM systems to become more energy efficient than alkaline (by ~2030 PEM 48 v alkaline 50 kWh/kg). Currently, alkaline systems are modestly more energy efficient compared to PEM systems (kWh of electricity required to produce H₂). However, future projections anticipate only small efficiency gains in the mature alkaline systems, while less mature PEM systems have greater potential for improvement.

Coupling electrolyzers with intermittent renewables like wind and solar can help manage output peaks and avoid generator curtailment, supporting growth in renewables while also improving economics of H₂ production, with PEM best placed.

- PEM systems can start up/down and ramp up/down more flexibly and reactively than alkaline. This makes PEM better suited to be coupled with intermittent renewable energy compared to current alkaline electrolyzers.
- This coupling helps the economics of PEM – H₂ is produced when excess renewable energy results in low energy prices – and can result in network cost savings and even payments for helping to stabilise the electricity grid.

SMR with successful CCS has potential to be one of the more sustainable and economic options for H₂ production particularly in regions with local natural gas resources, existing pipeline and transport infrastructure and reliable CO₂ storage.

- Best current practice of SMR with CCS equates to around 2.3-3 kgCO₂-e/kg H₂, far lower than either electrolyser technology at current grid mix (lowest from studies reviewed for alkaline was 7.52 based on the Austrian grid and PEM 11.6 with gas/wind/solar - 40/39/21).
- Further savings can be achieved by increasing capture rates and with further initiatives in natural gas production, especially for fugitive emissions given that methane is an especially potent greenhouse gas. There is consensus that it is technically feasible to increase CO₂ capture rates within the H₂ production process from current practice of 60-90% to closer to 99%. However, this is not yet economically viable without subsidies or a carbon price.
- Such improvements would enable SMR+CCS to maintain its comparable position with electrolyser technology using 100% renewables, even with projected improvements in electrolyser technology (PEM-R100% at 2030: 3.3 kg CO₂-e/kg H₂).
- However, environmental risks and impacts must be managed, including concerns around the uncertainties of carbon storage, upstream methane emissions, pollution potential within the supply chain, and a relatively large water consumption footprint.

Sustainable SMR relies on capture and storage, which must be maintained for long periods to be climate effective.

- CO₂ leakage rates of <.01% are generally considered best practice, where 99% of CO₂ will have been retained at the 100 year mark. Based on monitoring of the leakage rates for current facilities and expert views, this appears achievable provided choices for storage are well researched and considered, and accountability mechanisms (agreements, regulations, etc.) to guarantee ongoing and long term monitoring of storage sites are robust.
- Successful permanent storage in depleted oil and gas field locations is stated by experts with a high degree of confidence given existing exploration and research. Oil and gas fields alone provide enough capacity to meet future CO₂ storage requirement estimates.
- CCS in areas without local oil and gas fields will be faced with transport and infrastructure costs. While saline aquifer formations are more commonly found throughout the world – also with vast storage potential – they remain under-researched given a lack of economic incentive to do so, and therefore higher uncertainty exists around saline aquifers for storage.
- Despite global storage potential, given few CO₂ storage facilities developed to date (28 globally including enhanced oil recovery and storage), there remains uncertainty whether effective storage of CO₂ can be *consistently* reliable.

	metric	PEM		Alkaline		SMR+CCS	
		Current	Future-R*	Current	Future-R*	Current	Future
Electricity Required	<i>kWh/kgH₂</i>	~55	~48	~54	~50	~1-1.3 At capture rates of 56%-90% (greater capture rates mean marginally higher electricity requirements)	Limited study evidence
Emissions Intensity - Global Warming Potential (GWP)	<i>kg CO₂-e/kg H₂</i>	11.6 – 29.5 (grid mix of refs available)	3.3 (100% renewable*)	7.52 – 23.8 (grid mix of refs available)	data gap Likely to be similar to PEM although no 100% renewables* studies found.	2.3-5.8 at capture rates of estimated 90%-54% The higher the capture rate, the lower the GWP.	<2.3 Will depend on capture rates of CO ₂ w/ future potential 99%; as well as mitigation of emissions in gas extraction.
Dynamic Response		Faster than alkaline start-up and shutdown faster and ramp up/down		Slower than PEM start-up and shutdown and ramp up / down		NA – SMR is not considered complementary with renewable energy given low electricity load and lack of dynamic response.	

Source: Regnan estimates using various sources, see Volume 2: References and workings for full details

Water

We see two key implications related to water:

- 1) water secure regions will be best placed to host H₂ production and
- 2) regions with high quality water will have a marginal cost advantage.

SMR+CCS requires more water than electrolyzers (around double). While the cooling component can be lower quality (e.g. sea or groundwater) and can be recycled, **electrolyzers still appear (based on evidence from two studies) to have an advantage on consumption of high purity water.**

There is no material difference between water volumes required for different electrolysis technologies.

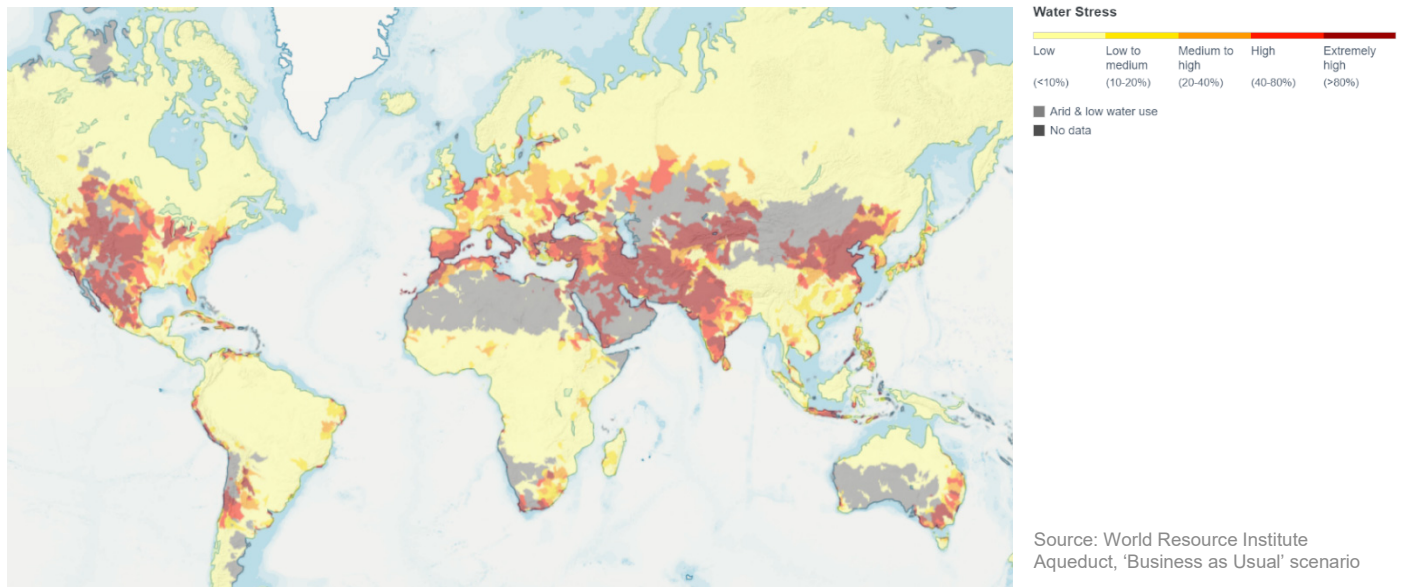
Climate change is projected to exacerbate water scarcity even if transition is actively pursued. This may pose constraints to large scale H₂ production in certain regions without desalination. While desalination would only add a modest cost of US\$0.01-0.02 per kg of H₂, it adds substantially to energy consumption and other environmental impacts, such as seawater temperature rise, increased salinity, fish migration, shifting population balance of algae, nematodes and molluscs.

High purity water is required for all focus technologies. In regions with low quality water, a purifier is required, resulting in context specific cost implications. For example purified water in China costs US\$4/tonne compared to US\$0.4/tonne in the US (per kg of H₂: \$0.04 in China compared to US\$0.004 in the US).

		PEM		Alkaline		SMR+CCS	
metric		Current	Future-R	Current	Future-R	Current	Future
Water Requirements	<i>liters/kgH₂</i>	9-10	Limited study evidence	9-10	Limited study evidence	18.4-21.6	Limited study evidence

Source: Regnan estimates using various sources, see Volume 2: References and workings for full details

Water stress by 2030



Value chain environmental footprint

Other environmental impacts are manageable – with attention and effort:

- Other environmental impacts result from the mining and production of raw materials like nickel, zinc, platinum, iridium and copper. While these are manageable in our view, it is unclear that they are being given the attention required currently.
- Sulfur dioxide (SO₂) emissions in particular warrant greater attention to minimise impacts of expanded H₂ production via alkaline electrolyzers and SMR.
- SO₂ emissions are a key implication of refining processes for sulfidic ore bodies (relevant to nickel, copper, zinc).
- Unmitigated SO₂ emissions result in toxic acidification of terrestrial and aquatic habitats via runoff and acid rain. SO₂ also has human health implications including increased risk of stroke, heart disease, asthma and lung cancer.
- Impacts can be mitigated through SO₂ capture systems at smelting facilities. Current variations in capture rates for SO₂ relate primarily to local regulations to which industry practices respond. That is, the issue is manageable where there is the will to regulate it.
- Current good practice achieves SO₂ capture rates of 85-90% [e.g. Vale, BHP]. For instance, BHP has plans for its Nickel West operations to increase its capture rate to 99% SO₂ emissions from its smelting processes. Captured SO₂ can be used as sulfuric acid for the processing of other non-sulfidic ores, partly offsetting the costs.
- Given limits on visibility through the supply chain for raw material purchases in spot markets, resource efficiency is a key response, as is engagement and advocacy for higher standards globally. Where possible, direct sourcing, either in regions with high clean air standards or from producers that are members of responsible mining groups requiring best practice standards, can also be pursued.

		PEM		Alkaline		SMR+CCS	
	metric	Current	Future-R	Current	Future-R	Current	Future
Pollution from inputs (materials)		Primarily from mining but largely manageable. Key pollutants from heavy reliance on coal for energy include sulfur dioxide.	Potential for cleaner, greener mining and extraction.	Primarily from mining but largely manageable. Key pollutants include sulfur dioxide from the processing of sulfidic ores like nickel.	Potential for cleaner, greener mining and extraction.	Primarily from mining but largely manageable. Key pollutants include sulfur dioxide resulting from the processing of sulfidic ores like zinc, copper and nickel.	Potential for cleaner, greener mining and extraction.

Source: Regnan estimates using various sources, see Volume 2: References and workings for full details

Input constraints to growth (resource depletion)

Raw material availability may become a problem longer term (beyond 2050):

- Nickel (required for SMR and alkaline) availability may become a problem due to increased demand for vehicle batteries, on top of sustained demand for use in steelmaking. Potential for nickel substitutes and efficient recycling of nickel will be essential if demand forecasts come to fruition.
- While availability of platinum and iridium is unlikely to impede the deployment of PEM in the short term, medium to long term risks depend on how scenarios unfold. Key factors include:
 - Technological advancements of PEM, specifically in decreasing the platinum and iridium requirements - projections estimate potential improvements of 10x in iridium and 4x in platinum. Pursuit of such improvements would have both cost and environmental benefits.
 - Decline in numbers of internal combustion engine vehicles (which use platinum in catalytic converters), for example, due to take up of electric vehicles, which don't currently use any platinum.
 - Improvement in recycling rates of platinum and iridium.
 - Geopolitical risks given significant concentration of global reserves in South Africa (over 90%). Production requires power and water, both of which are constrained in the region. We note power outages in South Africa are common, during which mining becomes unsafe. Water is also scarce in the country, with projections showing increased scarcity as climate change progresses, which may inhibit mining capacity.

	metric	PEM		Alkaline		SMR+CCS	
		Current	Future-R	Current	Future-R	Current	Future
Resource Usage/ Depletion		Platinum group metals Depletion not an issue in the short term.	Potential issues with depletion of platinum and iridium should technological advancements not materialise.	Nickel Depletion not an issue in the short term.	Potential issues with depletion of nickel beyond 2050 should technological advancements and maximum recycling rates not materialise.	Natural gas, nickel, zinc, iron, copper. Depletion not an issue in the short term.	Potential issues with depletion of nickel beyond 2050 should technological advancements and maximum recycling rates not materialise.

Source: Regnan estimates using various sources, see Volume 2: References and workings for full details

Next steps

The role H₂ can play in decarbonisation is an ongoing area of interest for Regnan. We will maintain the core elements of this report and extend upon it, for example:

- to develop comprehensive environmental assessments of end use applications of H₂.
- to assess the potential role of gas networks in a H₂ economy.

CONTACTS

J O Hambro Capital Management Ltd

Level 3
1 St James's Market
London SW1Y 4AH
T: +44 (0) 20 7747 5678
E: info@johcm.co.uk

Tjeerd Voskamp
Head of Sales and
Distribution – UK, Europe
and Asia
E: tvoskamp@johcm.co.uk

UK Intermediary Sales:

Gavin White
Head of UK Intermediary Sales
T: +44 (0) 770 277 7318
E: gwhite@johcm.co.uk

Richard Turner
Sales Director
T: +44 (0) 7515 596 988
E: rturner@johcm.co.uk

Bryan Horne
Sales Director
T: +44 (0) 7841 899 535
E: bhorne@johcm.co.uk

James Allcorn-Austen
Sales Manager
T: +44 (0) 7834 309 021
E: jallcorn-austen@johcm.co.uk

David Firth
Associate Sales Manager
T: +44 (0) 7960455734
E: dfirth@johcm.co.uk

Germany, Austria & Switzerland:

Annabelle Wegner
Director of European Sales
T: +44 (0) 20 7747 5652
E: awegner@johcm.co.uk

France, Italy & Spain:

Bogdan Popescu
Director of European Sales
T: +44 (0) 20 7747 5610
E: bpopescu@johcm.co.uk

Netherlands & Scandinavia:

Patrick Aylwin
Sales Manager
T: +44 (0) 20 7747 5619
E: paylwin@johcm.co.uk

Asia:

Andrew Ang
Director of Asian Sales
T: +65 6511 6313
E: aang@johcm.com

Institutional Sales:

EMEA

James Elks
Director, Institutional Business
T: +44 (0) 20 7747 5653
E: jelks@johcm.co.uk

US

Greg Mulready
Head of North American Institutional
T: (617) 993 0711
E: gmulready@johcm.com

Phil Dever

Managing Director – North American
Institutional Clients
T: (617) 993 0706
E: pdever@johcm.com

Luke Bridges

Institutional Relationship Manager
T: (617) 993 0715
E: lbridges@johcm.com

Disclaimer

THIS DOCUMENT IS FOR PROFESSIONAL INVESTORS ONLY.

Regnan is a standalone responsible investment business division of Pental Group Limited (Pental). Pental is an Australian-listed investment manager and owner of the J O Hambro Capital Management Group. Regnan's focus is on delivering innovative solutions for sustainable and impact investment, leaning on over 20 years of experience at the frontier of responsible investment. "Regnan" is a registered trademark of Pental.

The Regnan business consists of two distinct business lines. The investment management business is based in the United Kingdom and sits within J O Hambro Capital Management Limited, which is authorised and regulated by the Financial Conduct Authority and is registered as an investment adviser with the SEC. "Regnan" is a registered as a trading name of J O Hambro Capital Management Limited. The investment team manages the Regnan Global Equity Impact Solutions (RGEIS) strategy which aims to generate market-beating long-term returns by investing in solutions to the world's environmental and societal problems. The RGEIS strategy is distributed in Australia by Pental Fund Services Limited.

Alongside the investment team is the Regnan Insight and Advisory Centre of Pental Institutional Limited in Australia, which has a long history of providing engagement and advisory services on environmental, social and governance issues. While the investment management team will often draw on services from and collaborate with the Regnan Insight and Advisory Centre, they remain independent of the Regnan Insight and Advisory Centre and are solely responsible for the investment management of the RGEIS strategy.

Issued and approved in the UK by J O Hambro Capital Management Limited ("JOHCLM") which is authorised and regulated by the Financial Conduct Authority. Registered office: Level 3, 1 St James's Market, London SW1Y 4AH. J O Hambro Capital Management Limited. Registered in England No:2176004.

Issued in the European Union by JOHCM Funds (Ireland) Limited ("JOHCFI") which is authorised by the Central Bank of Ireland. Registered office: Riverside One, Sir John Rogerson's Quay, Dublin 2, Ireland.

Regnan is a trading name of J O Hambro Capital Management Limited.

The registered mark J O Hambro® is owned by Barnham Broom Holdings Limited and is used under licence. JOHCM® is a registered trademark of J O Hambro Capital Management Limited.

The information in this document does not constitute, or form part of, any offer to sell or issue, or any solicitation of an offer to purchase or subscribe for Funds described in this document; nor shall this document, or any part of it, or the fact of its distribution form the basis of, or be relied on, in connection with any contract.

Recipients of this document who intend to subscribe to any of the Funds are reminded that any such purchase may only be made solely on the basis of the information contained in the final prospectus, which may be different from the information contained in this document. No reliance may be placed for any purpose whatsoever on the information contained in this document or on the completeness, accuracy or fairness thereof.

No representation or warranty, express or implied, is made or given by or on behalf of the Firm or its partners or any other person as to the accuracy, completeness or fairness of the information or opinions contained in this document, and no responsibility or liability is accepted for any such information or opinions (but so that nothing in this paragraph shall exclude liability for any representation or warranty made fraudulently).

The distribution of this document in certain jurisdictions may be restricted by law; therefore, persons into whose possession this document comes should inform themselves about and observe any such restrictions. Any such distribution could result in a violation of the law of such jurisdictions.

The information contained in this presentation has been verified by the firm. It is possible that, from time to time, the fund manager may choose to vary self imposed guidelines contained in this presentation in which case some statements may no longer remain valid. We recommend that prospective investors request confirmation of such changes prior to investment. Notwithstanding, all investment restrictions contained in specific fund documentation such as prospectuses, supplements or placement memoranda or addenda thereto may be relied upon.

Investments fluctuate in value and may fall as well as rise and that investors may not get back the value of their original investment.

Past performance is not necessarily a guide to future performance.

Investors should note that there may be no recognised market for investments selected by the Investment Manager and it may, therefore, be difficult to deal in the investments or to obtain reliable information about their value or the extent of the risks to which they are exposed.

The Investment Manager may undertake investments on behalf of the Fund in countries other than the investors' own domicile. Investors should also note that changes in rates of exchange may cause the value of investments to go up or down.

The information contained herein including any expression of opinion is for information purposes only and is given on the understanding that it is not a recommendation.

Information on how JOHCM handles personal data which it receives can be found in the JOHCM Privacy Statement on our website: www.johcm.com